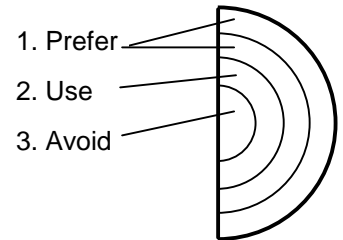


### Natalia Rey

| Quadrant:        | A  | B  | C  | D   |
|------------------|----|----|----|-----|
| Preference Code: | 2  | 2  | 2  | 1+  |
| Adjective Pairs: | 4  | 8  | 5  | 7   |
| Profile Score:   | 45 | 65 | 65 | 119 |



— Adjective Pairs / Forced Choice  
— Profile Score

### CEREBRAL MODE

### UPPER LEFT

Logical  
Analyser  
Mathematical  
Technical  
Problem Solver

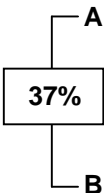
**A**

### UPPER RIGHT

Imaginative  
Synthesiser  
Artistic  
Holistic  
Conceptualiser

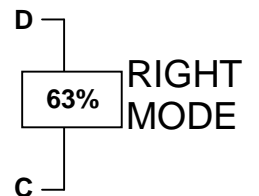
**D**

LEFT  
MODE



Controlled  
Conservative  
Planner  
Organisational  
Administrative

**B**



Interpersonal  
Emotional  
Musical  
Spiritual  
Talker

**C**

### LOWER LEFT

### LIMBIC MODE

### LOWER RIGHT

THE WHITE CIRCLE could be said to mark the 'Centre of Gravity' (COG) of the profile. It comes from the net position of both pairs of diametrically opposed thinking styles plotted on a graph.

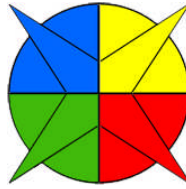
For the mathematically curious, go to: <http://www.mindmanagement.co.uk/plottingthecog.html>

## Key Responses

Name: **Natalia Rey** Gender: **Female** Group: **4496001 2029295**  
 Occupation: **Interaction designer** 14 Dec 10 Date: **Dec-2010**

Below you will find how you responded to some key questions on the survey - and how those responses were allocated weightings across the quadrants.

|   |   |  |  |  |
|---|---|--|--|--|
| <b>TOTAL PROFILE SCORES</b><br>ADJECTIVE PAIRS<br>(FORCED CHOICE) | <b>COLUMN A<br/>UPPER LEFT</b>  | <b>COLUMN B<br/>LOWER LEFT</b>   | <b>COLUMN C<br/>LOWER RIGHT</b>  | <b>COLUMN D<br/>UPPER RIGHT</b>  |
|   | <b>45</b>   | <b>65</b>  | <b>65</b>  | <b>119</b>   |
|   | <b>4</b>  | <b>8</b>   | <b>5</b>   | <b>7</b>   |
|   | <p>This a secondary score which represents the results of a 24-question forced-choice section of the questionnaire – often referred to in the literature as the 'Adjective Pairs'. This result can sometimes indicate an alternative preference in certain circumstances. These answers are indicated on the profile page by the fine line where it has been scaled to balance the profile score for comparison purposes. This score is included in the Profile Score.</p>  |  |  |  |
| <b>KEY DESCRIPTORS</b><br>■ = Selected<br>* = Most descriptive    | <ul style="list-style-type: none"> <li>Factual</li> <li>Quantitative</li> <li>Critical ■</li> <li>Rational</li> <li>Mathematical</li> <li>Logical</li> <li>Analytical</li> </ul>  | <ul style="list-style-type: none"> <li>Conservative</li> <li>Controlled</li> <li>Sequential ■</li> <li>Detailed ■</li> <li>Dominant</li> <li>Verbal</li> <li>Reader</li> </ul> | <ul style="list-style-type: none"> <li>Emotional ■</li> <li>Musical</li> <li>Spiritual</li> <li>Symbolic ■</li> <li>Intuitive ■</li> <li>Verbal</li> <li>Reader</li> </ul> | <ul style="list-style-type: none"> <li>Imaginative ■</li> <li>Artistic *</li> <li>Intuitive ■</li> <li>Holistic</li> <li>Synthesiser</li> <li>Simultaneous</li> <li>Spatial</li> </ul> |
|   | <p>This is a simple transcription of the choices you made in the 'Key Descriptors' section of the survey form (questions 26-50). Your answers have been indicated in the column relating to the quadrant to which they belong.</p> <p>The asterisk denotes the key word you chose as being the most descriptive.</p> <p>N.B. There may be more than 8 'blocks' (For example 'Intuitive' is weighted in both the red and yellow quadrants).</p>  |  |  |  |
| <b>WORK ELEMENTS</b><br>(5 = most, 1 = least)                     | <ul style="list-style-type: none"> <li>Analytical 3</li> <li>Technical 3</li> <li>Problem Solving 5</li> <li>Financial 2</li> </ul>   | <ul style="list-style-type: none"> <li>Organisation 5</li> <li>Planning 5</li> <li>Administrative 2</li> <li>Implementation 3</li> </ul>                                       | <ul style="list-style-type: none"> <li>Teaching 2</li> <li>Writing 4</li> <li>Expressing 4</li> <li>Interpersonal 3</li> </ul>   | <ul style="list-style-type: none"> <li>Integration 2</li> <li>Conceptualising 5</li> <li>Creative 4</li> <li>Innovating 4</li> </ul>   |
|   | <p>This section relates to questions 10-25 of the survey form headed 'Work Elements'. On the form, we asked you to rank various aspects of the workplace in order of your strength and preference rating them on a scale of 1-5. Your answers have been reproduced here by quadrant. You may find it interesting to compare the weighting of these subjects to the chosen 'key descriptors' above in order to gain an idea of how your working activities correspond to your overall general preferences.</p> <p>Other answers had a less significant influence on the overall outcome of your profile.</p> |  |  |  |



## **Natalia Rey**

An explanation of your HBDI Profile.

14 December, 2010

Your HBDI Profile Overlay provides you with a visual plot of your thinking style preferences. The Data Summary Sheet gives a breakdown of what quadrant many of the questions fall into. This explanation page will describe each of the quadrants in descending order of your preference.

The thinking style quadrant you most prefer, based upon your responses to the HBDI Survey, is the D Quadrant, with a value of 119. Descriptors of this thinking style which you selected are Imaginative, Artistic and Intuitive, with Artistic representing your "Key" Descriptor - the one most descriptive of you. These descriptors represent a general overview of your mental preferences in day-to-day life. Work Elements you strongly relate to in this quadrant include Conceptualising, Creative and Innovating. These Elements reflect your mental preferences at work. Work preferences may align completely with general preferences, or they may stem from situations unique to one's working environment. In the forced-choice, Adjective Pairs section of the Survey, 29% of your responses registered in the D Quadrant. For comparison purposes, your D Quadrant Profile Score represents 40% of your total Profile.

By quite a margin, your next most preferred is the B Quadrant, with 65 points. In this thinking style, you selected Sequential and Detailed as descriptive of you. Work Elements you identified as ones you do well include Organisation and Planning. In Adjective Pairs, 33% of your responses registered in the B Quadrant, compared to 22% of your overall Profile.

In the C Quadrant you also produced a cumulative value of 65, suggesting an equal preference for this style of thinking. In the C quadrant, you identify with the Descriptors Emotional, Symbolic and Intuitive. Work Elements you identified as ones you do well include Writing and Expressing. 21% of your Adjective Pairs responses fell in the C Quadrant, compared to 22% of your Profile.

Your least preferred quadrant, based upon your Survey responses, is the A quadrant, with a value of 45. In this quadrant, you selected the single Descriptor Critical as characteristic of you. Work Elements you identified as ones you do well include Problem Solving. 17% of your Adjective Pairs responses fell in the A Quadrant, compared to 15% of your Profile.

The Adjective Pairs result tells us something about how we react when under pressure. This may or may not be consistent with our general behavior. The distribution of your responses to these questions into the A, B, C and D Quadrants was 4, 8, 5, 7, respectively. This distribution is noticeably different from your profile (as you may have noticed in the percentage comparisons above). This is neither a good nor bad quality, but it suggests that you may respond quite differently when under pressure than at other times. Some people with this characteristic also find that people see them more like the Adjective Pair distribution than the Profile.

The Profile Code is a categorisation of profiles. It can be helpful in identifying generally similar Profile configurations. Your Profile Code is 2221.

If you have any further questions, please speak to your HBDI facilitator.

## YOUR TWO HBDI PROFILES

Your profile consists of two HBDI scores:

The THICK line is your complete HBDI profile (which includes a 'forced choice' score – see below) and indicates the order of preference of your thinking styles.

The THIN line represents your preferences when 'forced' and is derived from the 24 questions on the survey form called 'adjective pairs'.

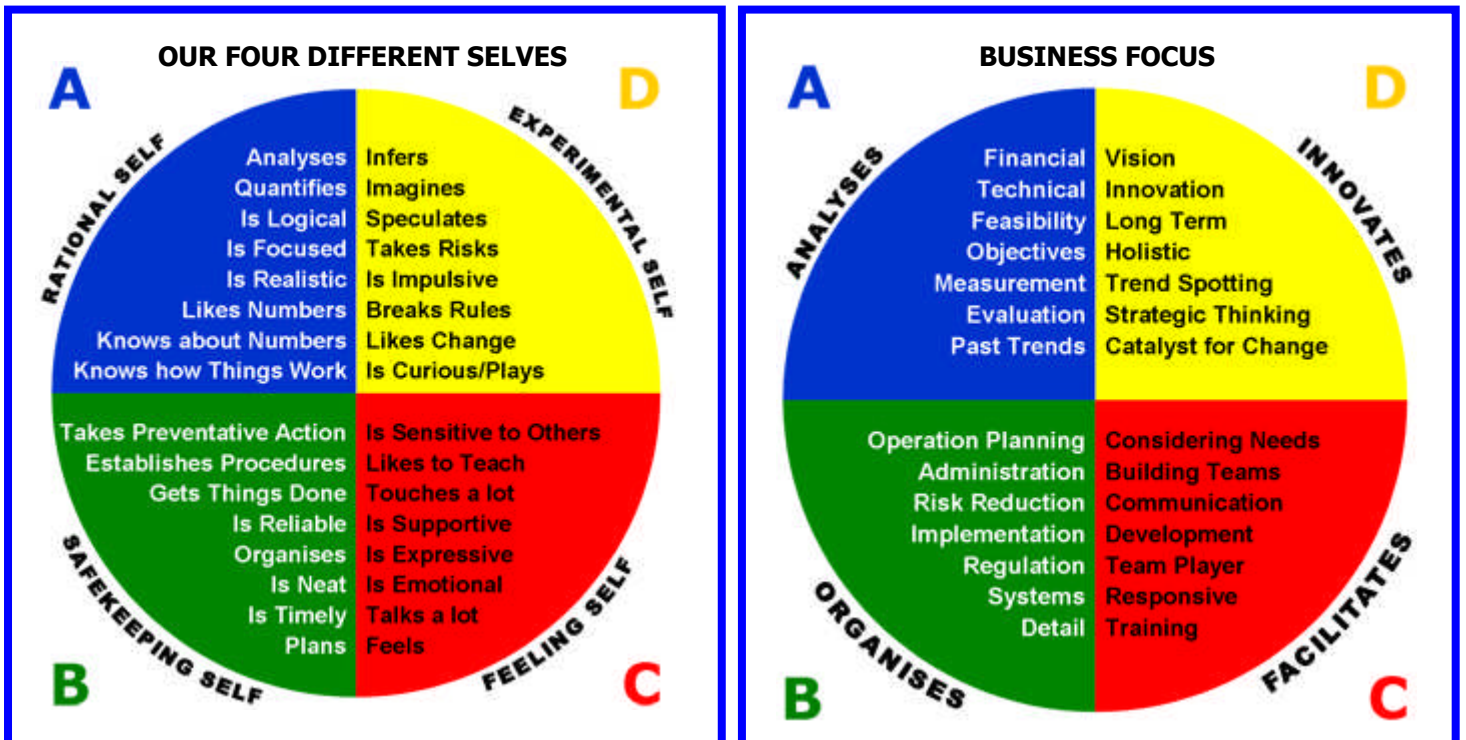
These quadrant scores indicate the order of preference of your thinking under different circumstances and may vary from your usual thinking style.

Differences could reflect thinking styles at work/at home, under pressure or not, or show the residual influence of early education or training.

### PROFILE SCORE

|   |   |   |
|---|---|---|
| <p style="text-align: center;"><b>Preference Code 1</b></p> <p>Score 67 – 100</p> <p>A score in this band signifies a distinct preference for this style of thinking.</p> | <p style="text-align: center;"><b>Preference Code 2</b></p> <p>Score 34 - 66</p> <p>A score in this band signifies comfort in the area. It is an average score.</p> | <p style="text-align: center;"><b>Preference Code 3</b></p> <p>Score 0 - 33</p> <p>A score in this band signifies that this is an area that an individual tries to avoid.</p> |
|---|---|---|

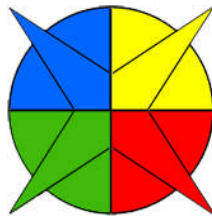
Preference code 1+ only appears on the profile page and is given to a score over 100 to indicate a very strong preference.



Mind Management Ltd  
 P O Box 1  
 Battle  
 East Sussex  
 TN33 OYB

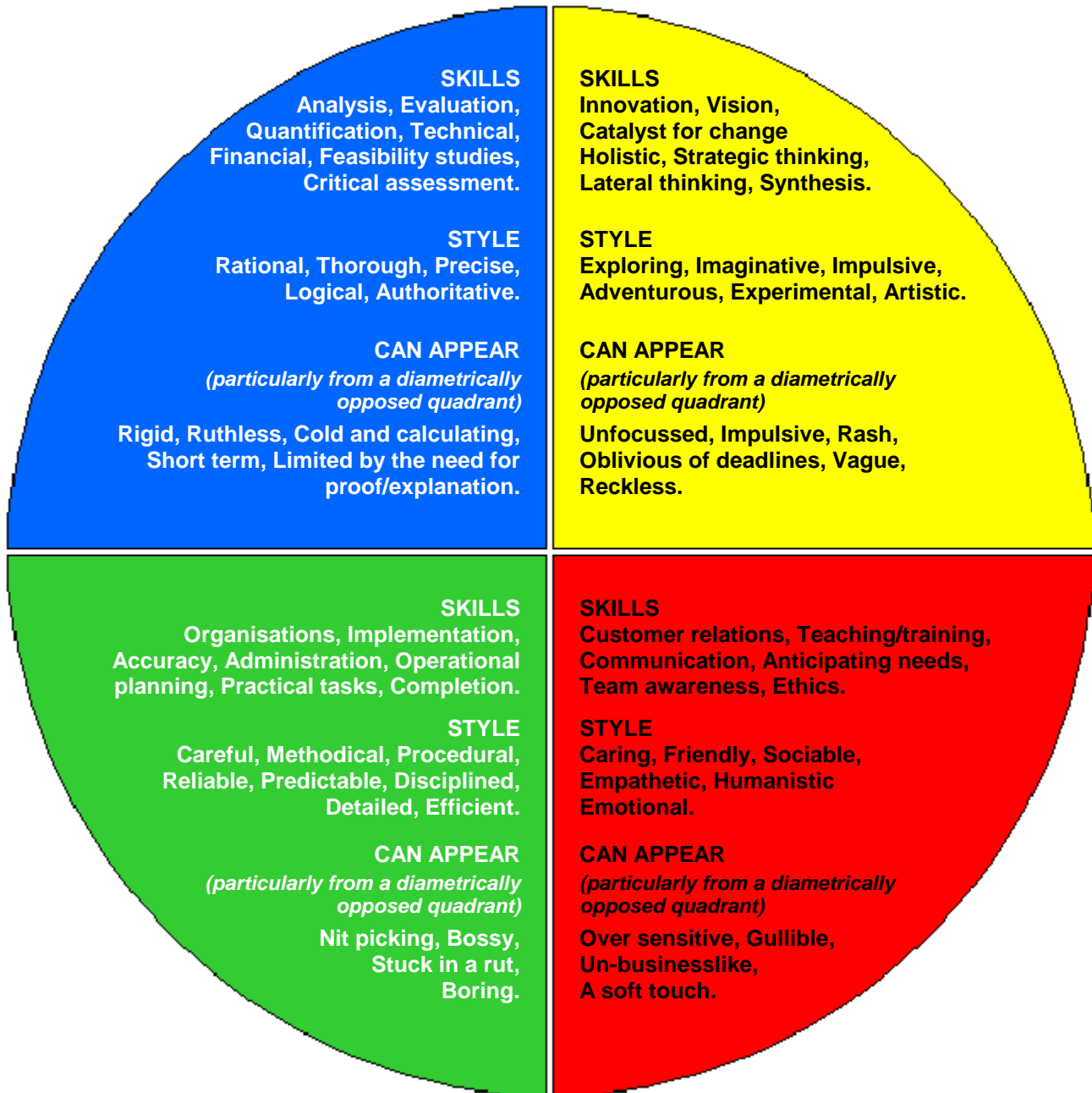
Tel: +44 (0)1424 775 100





**Natalia Rey**

**The HBDI  
(in a nutshell)**



**For further information refer to your HBDI Facilitator**



Mind Management Ltd  
P O Box 1  
Battle  
East Sussex  
TN33 0YB

Tel: +44 (0)1424 775 100

